



SDR-21 SOLVENT WELD 20' LENGTH 200 PSI PVC1120 ASTM D2241 	SIZE	O.D.	I.D.	MIN. WALL	WEIGHT PER 100'	FEET PER PALLET	PERCENT OF TL	MIN. BELL LENGTH	PART NO.
	½***	.840	.716	.062	9.81	8400	2.5	2.000	46105
	¾	1.050	.930	.060	12.11	6600	3.0	2.125	46157
	1	1.315	1.189	.063	16.17	5400	3.7	2.375	46207
	1¼	1.660	1.502	.079	25.59	4000	3.2	2.750	46243
	1½	1.900	1.720	.090	33.32	3600	3.9	3.000	46285
	2	2.375	2.149	.113	52.32	2800	4.9	3.000	46346
	2½	2.875	2.601	.137	76.53	2240	5.0	3.500	46410
	3	3.500	3.166	.167	113.71	1500	5.4	4.000	46470
	4*	4.500	4.072	.214	192.22	580	3.6	7.000	47275
	4½*	4.950	4.454	.248	246.26	540	4.2	7.000	47966
	5*	5.563	5.033	.265	296.52	460	4.2	7.000	47307
	6*	6.625	5.993	.316	420.96	400	5.6	7.000	47320
8*	8.625	7.805	.410	710.96	280	6.2	7.000	47335	

* STANDARD LENGTH 20' EXCEPT 4 - 8' DIAMETER WHICH ARE 20 FT. LAY LENGTH.


**SDR 13.5 - 315 PSI

SDR-21 GASKET JOINT 200 PSI PVC1120 ASTM D2241 	SIZE	O.D.	I.D.	MIN. WALL	WEIGHT PER 100'	FEET PER PALLET	PERCENT OF TL	PART NO.
	2	2.375	2.149	.113	53.50	2960	5.0	48471
	3	3.500	3.166	.167	116.68	1160	4.2	48511
	4	4.500	4.072	.214	193.02	760	4.0	48531
	6	6.625	5.993	.316	420.57	400	5.0	48572
	8	8.625	7.805	.410	715.32	280	6.2	48591
	10	10.750	9.728	.511	1113.20	160	6.2	48600
	12	12.750	11.538	.606	1568.19	120	6.7	48610

ALL PRESSURE PIPE IS PRODUCED FROM PVC MATERIAL AS PER ASTM D1784.

GASKET JOINT PIPE IS 20 FT. LAYING LENGTH ± 1" WITH INSERTION RING MARKED ON THE BEVELED SPIGOT END OF PIPE.

GASKET JOINT PIPE IS PRODUCED WITH AN INTEGRAL BELL END WITH A REINFORCED GASKET CONFORMING TO ASTM F477.

<p style="text-align: center;">SDR-21 PLAIN END 10' LENGTH 200 PSI PVC1120 ASTM D2241</p> 	SIZE	O.D.	I.D.	MIN. WALL	WEIGHT PER 100'	FEET PER PALLET	PERCENT OF TL	PART NO.
	1/2"	.840	.716	.062	9.81	5200	1.6	46800
	3/4	1.050	.930	.060	12.12	4400	2.0	46810
	1	1.315	1.189	.063	16.17	3600	2.5	46820
	1 1/4	1.660	1.502	.079	25.60	2000	1.6	46830
	1 1/2	1.900	1.720	.090	33.32	2250	2.5	46840
	2	2.375	2.149	.113	52.32	1750	3.1	46850

*SDR 13.5 - 315 PSI

**PRESSURE RATINGS
FOR CRESLINE - PVC PIPES
AT 73.4° F**

SIZE	1/2	3/4	1	1 1/4	1 1/2	2	2 1/2	3	4	5	6	8	10	12
SDR-21	315	200	200	200	200	200	200	200	200	200	200	200	200	200

**CONVERSION CHART FOR PRESSURE RATINGS
AT VARIOUS TEMPERATURES FOR CRESLINE - PVC PIPE**

TEMPERATURE °F	73.4°	80°	90°	100°	110°	120°	130°	140°
CONVERSION FACTOR	1.00	.88	.75	.62	.50	.40	.30	.22

PRESSURE RATING IS THE ESTIMATED MAXIMUM PRESSURE THAT WATER AS THE MEDIUM IN THE PIPE CAN EXERT CONTINUOUSLY WITH A HIGH DEGREE OF CERTAINTY THAT FAILURE OF THE PIPE WILL NOT OCCUR.

DO NOT USE PLASTIC PIPE AND FITTINGS FOR COMPRESSED AIR.

GASKET JOINT INSTRUCTIONS

ASSEMBLY:

1. CLEAN AND DRY THE INTERIOR OF GASKET BELL AND THE EXTERIOR OF THE PIPE SPIGOT.
2. APPLY LUBRICANT TO THE SPIGOT END OF THE PIPE. LUBRICATE UP TO THE INSERTION DEPTH RING. DO NOT LUBRICATE THE GASKET.
3. INSERT THE SPIGOT END INTO THE GASKET BELL, MAKING SURE THE TWO LENGTHS ARE ALIGNED. PUSH THE PIPES TOGETHER UNTIL THE SPIGOT DEPTH RING IS FLUSH WITH THE ENTRANCE OF THE BELL.

PRECAUTIONS:

1. BE SURE TO KEEP DIRT OFF LUBRICATED SPIGOT AND OUT OF THE GASKET BELL.
2. THE PIPE SHOULD BE BURIED AT LEAST 24 INCHES BELOW GROUND AND PREFERABLY BELOW THE FROST LINE.
3. INSTALLATION, TRENCHING, THRUST BLOCKING AND BACKFILLING SHOULD BE PERFORMED IN ACCORDANCE WITH ASTM D2774.
4. BE SURE LINE IS PRESSURE TESTED BEFORE BACKFILLING. PIPE SHALL BE ADEQUATELY ANCHORED TO PREVENT MOVEMENT. THE JOINTS AND FITTINGS SHALL REMAIN EXPOSED TO FACILITATE INSPECTION FOR JOINT LEAKAGE.

CRESLINE – NORTHWEST, LLC.

CORPORATE HEADQUARTERS: 600 CROSS POINTE BOULEVARD • EVANSVILLE, IN 47715 • TELEPHONE (812) 428-9300
PLANT: 223 MAURIN ROAD • CHEHALIS, WA 98532 • TELEPHONE (360) 740-0708 • FAX (360) 740-0721