


# CRESLINE-WEST®


## PVC WATER WELL PIPE & CASING


CWPVC-7


JULY, 2013

PLEASE ORDER BY PART NUMBER.

SDR-32.5 WELL CASING ASTM F-480 IC-1 	SIZE	O.D.	I.D.	MIN. WALL	WEIGHT PER 100'	SOCKET DEPTH INCHES	FEET PER PALLET	PALLETS PER T.L.	PART NO.
	4"	4.500	4.000	.138	126.66	7.0	580	28	47044
6	6.625	5.880	.204	276.59	7.0	400	20	47045	

SDR-26 WELL CASING ASTM F-480 IC-1 	4"	4.500	4.154	.173	158.24	7.0	580	28	47075
	4½	4.950	4.570	.190	191.57	7.0	540	24	47091
	5	5.563	5.135	.214	242.49	7.0	460	24	47107
	6	6.625	6.115	.255	343.40	7.0	400	20	47120
	8**	8.625	7.961	.332	581.77	7.0	280	16	47135

SDR-21 WELL CASING ASTM F-480 IC-1 	4"	4.500	4.072	.214	192.22	7.0	580	28	47275
	5	5.563	5.033	.265	296.52	7.0	460	24	47307
	6	6.625	5.993	.316	420.96	7.0	400	20	47320
	8	8.625	7.805	.410	710.96	7.0	280	16	47335
	10	10.750	9.728	.511	1108.90	7.5	160	16	47355
	12	12.750	11.538	.606	1563.60	8.0	120	12	47375

SDR-17 WELL CASING ASTM F-480 IC-1 	5"***	5.563	4.730	.327	362.86	7.0	460	24	47507
	6**	6.625	5.510	.390	512.10	7.0	400	20	47521
	8**	8.625	7.609	.508	875.20	7.0	280	16	47550

SDR17 WELL CASING IS AVAILABLE ON SPECIAL ORDER ONLY.

\*\* NON-STOCK ITEM

ALL CRESLINE WELL CASING HAS IC-1 RATING, 20' HANGING LENGTHS (20' PLUS BELLED END) WITH BEVELED SPIGOT AND "BELL DEPTH" REFERENCE LINE.

ALL SDR-26 AND SDR-21 WELL CASING PIPE IS CERTIFIED TO THE UNIFORM PLUMBING CODE BY NSF INTERNATIONAL.

ALL SDR-32.5, SDR-26, SDR-21, AND SDR-17 WELL CASING PIPE IS CERTIFIED TO NSF/ANSI 61, ANNEX G (CA AND VT LEAD FREE LAWS) BY NSF INTERNATIONAL.

NSF® wc-G U.P.Code



CRESLINE - WEST, INC.

CORPORATE HEADQUARTERS: 600 CROSS POINTE BOULEVARD · EVANSVILLE, IN 47715 · TELEPHONE (812) 428-9300

PLANT: 3747 W. BUCKEYE ROAD · PHOENIX, AZ 85009 · TELEPHONE (602) 269-5161

WAREHOUSE: 1930 W. WHITESBRIDGE ROAD · FRESNO, CA 93706 · TELEPHONE (559) 486-1840

www.cresline.com

<b>RESISTANCE TO HYDRAULIC COLLAPSE PRESSURE DATA (RHCP) IN PSI AND FEET OF WATER</b>		
<b>PIPE DESCRIPTION</b>	<b>PSI</b>	<b>FEET</b>
<b>SDR-32.5 (ALL SIZES)</b>	<b>29</b>	<b>67</b>
<b>SDR-26 (ALL SIZES)</b>	<b>58</b>	<b>133</b>
<b>SDR-21 (ALL SIZES)</b>	<b>111</b>	<b>255</b>
<b>SDR-17 (ALL SIZES)</b>	<b>215</b>	<b>495</b>

CALCULATED USING ASTM F-480

A SUFFICIENT SAFETY MARGIN SHOULD BE USED IN SELECTING A WELL CASING TO ALLOW FOR EXTERNAL HYDRAULIC PRESSURES AND ANY OTHER NORMALLY ANTICIPATED EXTERNAL LOADINGS. IT IS NOT UNCOMMON TO USE A SAFETY FACTOR OF TWO OR GREATER.

CRESLINE WELL CASING SHOULD BE INSTALLED IN ACCORDANCE TO THE GUIDELINES AS STATED IN ASTM F-480 AND THE SELECTION AND INSTALLATION OF THERMOPLASTIC WATER WELL CASING MANUAL PUBLISHED BY THE NATIONAL GROUND WATER ASSOCIATION.



**CRESLINE - WEST, INC.**  
**CORPORATE HEADQUARTERS: 600 CROSS POINTE BOULEVARD · EVANSVILLE, IN 47715 · TELEPHONE (812) 428-9300**  
**PLANT: 3747 W. BUCKEYE ROAD · PHOENIX, AZ 85009 · TELEPHONE (602) 269-5161**  
**WAREHOUSE: 1930 W. WHITESBRIDGE ROAD · FRESNO, CA 93706 · TELEPHONE (559) 486-1840**  
**[www.cresline.com](http://www.cresline.com)**